

National Type Evaluation Program (NTEP) Software Sector Meeting Agenda

May 3rd, 2017 / Columbus, OH
(in conjunction with the Multiple Dimension Measuring Device work group)

INTRODUCTION

The charge of the National Type Evaluation Program (NTEP) Software Sector is important in providing appropriate type evaluation criteria for software-based weighing or measuring device based on specifications, tolerances and technical requirements of *NIST Handbook 44* Section 1.10 General Code, Section 2 for weighing devices, Section 3 for liquid and vapor measuring devices, and Section 5 for taximeters, grain analyzers, and multiple dimension measuring devices. The sector's recommendations are presented to the NTEP Committee each January for approval and inclusion in *NCWM Publication 14 Technical Policy, Checklists, and Test Procedures* for national type evaluation.

The sector is also called upon occasionally for technical expertise in addressing difficult *NIST Handbook 44* issues on the agenda of the National Conference on Weights and Measures (NCWM) Specifications and Tolerances (S&T) Committee. Sector membership includes industry, NTEP laboratory representatives, technical advisors and the NTEP Administrator. Meetings are held annually, or as needed and are open to all NCWM members and other registered parties.

Suggested revisions are shown in **bold face print** by ~~striking out~~ information to be deleted and underlining information to be added. Requirements that are proposed to be non-retroactive are printed in *bold faced italics*.

Table A
Table of Contents

Title of Content	Page
INTRODUCTION	1
WELCOME	2
STATUS REPORTS – RELATED NCWM AND INTERNATIONAL ACTIVITY	2
JOINT SESSION PROGRESS REPORT, ACTIVE ITEMS OF MUTUAL INTEREST	2
SOFTWARE SECTOR PRESENTATION	2
CARRY-OVER ITEMS	3
1. Software Identification / Markings	3
2. Identification of Certified Software	5
3. Software Protection / Security	9
4. NTEP Application for Software and Software-based Devices	13
5. Training of Field Inspectors	15
6. Retrieval of Audit Log information	18
NEW ITEMS	19
7. Transmission of Measurement Data	Error! Bookmark not defined.
8. Use of GPS Receivers and Mapping Software for Trade (e.g. fare determination)	19
9. Next Meeting	20
10. 2016 NCWM Interim and Annual Meeting Report	20
11. 2015 International Report	20

Table B
Glossary of Acronyms and Terms

Acronym	Term	Acronym	Term
BIML	International Bureau of Legal Metrology	OIML	International Organization of Legal Metrology
CC	Certificate of Conformance	OWM	Office of Weights and Measures
EPO	Examination Procedure Outline	PDC	Professional Development Committee
NCWM	National Conference on Weights and Measures	S&T	Specifications and Tolerances Committee
NIST	National Institute of Standards and Technology	SMA	Scale Manufacturers Association
NTEP	National Type Evaluation Program	WELMEC	European Cooperation in Legal Metrology

Details of All Items
(In order by Reference Key)

WELCOME

Since the Software Sector meeting is a joint meeting with the Grain Analyzer Sector, there will be some time set aside to meet and greet both new and familiar faces. In addition, the Software Sector would like to give a brief presentation outlining the problems they've been asked to consider and some of the consensus that has been reached.

STATUS REPORTS – RELATED NCWM AND INTERNATIONAL ACTIVITY

Attendees of the 2017 NCWM Interim Meeting will be asked to share any relevant comments or discussion that took place during the open hearings or NCWM Standards and Tolerances (S&T) committee working sessions. Results related to items on our Agenda will be of particular focus.

Dr. Ambler Thompson, NIST, Office of Weights and Measures (OWM), will provide a synopsis of international activity that relates to the work of the sector.

JOINT SESSION PROGRESS REPORT, ACTIVE ITEMS OF MUTUAL INTEREST

Since this is the first joint meeting of the Sectors, it is expected that some time will be required to review the agenda items of the Sectors that require collaboration, so all participants have a solid foundation for discussion. As part of this review, items of particular importance or interest should be allocated more time during the joint session day.

SOFTWARE SECTOR PRESENTATION

CARRY-OVER ITEMS

1. Software Identification / Markings

Source:

NTEP Software Sector

Background:

See the 2016 Software Sector Meeting Summary for more background on this item.

Since its inception, the sector has wrestled with the issue of software identification and marking requirements. Numerous changes to the HB44 language were attempted and though support for the concepts was expressed, resistance to specific language made the course difficult. Finally, in 2015 in a joint meeting with the Measuring Sector, some additional fine tuning on the recommended changes to G-S.1 was done and we felt we had addressed everyone's concerns and had language ready to be voted upon for adoption. The recommended language is below.

Amend *NIST Handbook 44*: G-S.1. Identification as follows:

G-S.1. Identification. – All equipment, except weights and separate parts necessary to the measurement process but not having any metrological effect, shall be clearly and permanently marked for the purposes of identification with the following information:

- (a) the name, initials, or trademark of the manufacturer or distributor;
- (b) a model identifier that positively identifies the pattern or design of the device;
 - (1) *The model identifier shall be prefaced by the word “Model,” “Type,” or “Pattern.” These terms may be followed by the word “Number” or an abbreviation of that word. The abbreviation for the word “Number” shall, as a minimum, begin with the letter “N” (e.g., No or No.). The abbreviation for the word “Model” shall be “Mod” or “Mod.” Prefix lettering may be initial capitals, all capitals, or all lowercase.*
 [Nonretroactive as of January 1, 2003]
 (Added 2000) (Amended 2001)
- (c) *a nonrepetitive serial number, except for equipment with no moving or electronic component parts and ~~not built for purpose software-based software devices~~ software;*
 [Nonretroactive as of January 1, 1968]
 (Amended 2003)
 - (1) *The serial number shall be prefaced by words, an abbreviation, or a symbol, that clearly identifies the number as the required serial number.*
 [Nonretroactive as of January 1, 1986]
 - (2) *Abbreviations for the word “Serial” shall, as a minimum, begin with the letter “S,” and abbreviations for the word “Number” shall, as a minimum, begin with the letter “N” (e.g., S/N, SN, Ser. No., and S. No.).*
 [Nonretroactive as of January 1, 2001]
- (d) the current software version or revision identifier for not-built-for-purpose software-based devices; **manufactured as of January 1, 2004 and all software-based devices or equipment manufactured as of January 1, 2022;**
 [Nonretroactive as of January 1, 2004]
 (Added 2003) (**Amended 2017**)
 - (1) *The version or revision identifier shall be:*

- i. *prefaced by words, an abbreviation, or a symbol, that clearly identifies the number as the required version or revision;*
[Nonretroactive as of January 1, 2007]
(Added 2006)

Note: If the equipment is capable of displaying the version or revision identifier but is unable to meet the formatting requirement, through the NTEP type evaluation process, other options may be deemed acceptable and described in the CC.
(Added 2017)

- ii. **continuously displayed or be accessible via the display. Instructions for displaying the version or revision identifier shall be described in the CC. As an alternative, permanently marking the version or revision identifier shall be acceptable providing the device does not always have an integral interface to communicate the version or revision identifier.**
[Nonretroactive as of January 1, 2022]
(Added 2017)

- (2) *Abbreviations for the word “Version” shall, as a minimum, begin with the letter “V” and may be followed by the word “Number.” Abbreviations for the word “Revision” shall, as a minimum, begin with the letter “R” and may be followed by the word “Number.” The abbreviation for the word “Number” shall, as a minimum, begin with the letter “N” (e.g., No or No.). **Prefix lettering may be initial capitals, all capitals, or all lowercase.***
[Nonretroactive as of January 1, 2007]
(Added 2006) (Amended 2017)

- (e) *an National Type Evaluation Program (NTEP) Certificate of Conformance (CC) number or a corresponding CC Addendum Number for devices that have a CC.*

- (1)** *The CC Number or a corresponding CC Addendum Number shall be prefaced by the terms “NTEP CC,” “CC,” or “Approval.” These terms may be followed by the word “Number” or an abbreviation of that word. The abbreviation for the word “Number” shall, as a minimum, begin with the letter “N” (e.g., No or No.)*
[Nonretroactive as of January 1, 2003]

The required information shall be so located that it is readily observable without the necessity of the disassembly of a part requiring the use of any means separate from the device. (Amended 1985, 1991, 1999, 2000, 2001, 2003, ~~and~~, 2006 ~~and~~ 2017)

The amended proposal was Accepted as a Voting item at the 2016 Interim meeting and passed at the 2016 Annual Meeting.

Discussion:

Since the future work on this item depends on the expiration of the window for compliance (2022), the Sector agreed to table this item until 2020/2021, when we can again begin to discuss further modifications with the eventual goal of eliminating G-S.1.1 and the differentiation between built-for-purpose and not-built-for-purpose.

2. Identification of Certified Software

Source:

NTEP Software Sector

Background:

See the 2015 Software Sector Meeting Summary for more background on this item.

This item originated as an attempt to answer the question “How does the field inspector know that the software running in the device is the same software evaluated and approved by the lab?”

In 2010, the sector recommended the following change to *NIST Handbook 44*, General Code: G-S.1(d) to add a new subsection (3):

(d) *the current software version or revision identifier for ~~not-built-for-purpose~~ software-based electronic devices;*

[Nonretroactive as of January 1, 2004]

(Added 2003) (**Amended 20XX**)

(1) *The version or revision identifier shall be prefaced by words, an abbreviation, or a symbol, that clearly identifies the number as the required version or revision.*

[Nonretroactive as of January 1, 2007]

(Added 2006)

(2) *Abbreviations for the word “Version” shall, as a minimum, begin with the letter “V” and may be followed by the word “Number.” Abbreviations for the word “Revision” shall, as a minimum, begin with the letter “R” and may be followed by the word “Number.” The abbreviation for the word “Number” shall, as a minimum, begin with the letter “N” (e.g., No or No.).*

[Nonretroactive as of January 1, 2007]

(Added 2006)

(3) The version or revision identifier shall be directly and inseparably linked to the software itself. The version or revision identifier may consist of more than one part, but at least one part shall be dedicated to the metrologically significant software.

[Nonretroactive as of January 1, 201X]

(Added 20XX)

Also the sector recommended the following information be added to *NCWM Publication 14* as explanation/examples:

- Unique identifier must be displayable/printable on command or during operation, etc.
- At a minimum, a version/revision indication (1.02.09, rev 3.0 a, etc). Could also consist of / contain checksum, etc. (crc32, for example)

This item was eventually withdrawn. Darrell Flocken shared his recollection of why the S&T Committee objected to this wording back in 2010. Basically, it went too deep for Handbook 44 and would be better placed in Pub. 14.

In addition, the sector considered the following information to be added to *NCWM Publication 14* as explanation/examples:

- The current software identifier must be displayable/printable on command during operation (or made evident by other means deemed acceptable by G-S.1.)
- At a minimum, the software identifier must include a version/revision indication (1.02.09, rev 3.0 a, etc). It could also consist of / contain checksum, etc. (crc32, for example).
- The version or revision identifier may consist of more than one part, but at least one part shall be dedicated to the metrologically significant software.

Other questions previously brought up that have not really been satisfied to date are:

- If we allow hard-marking of the software identifier (the sector has wavered on this in the past), does the above wording then imply that some mechanical means is required (i.e. physical seal) to “inseparably link” the identifier to the software?
- If a device is capable of doing so, does it still have to be able to display, print or communicate the identifier somehow, even if it is hard-marked?

The possibility of creating a separate Publication 14 section specific to software was debated. There are pros and cons in terms of the chances of adoption with that approach. It might be beneficial to manufacturers, due to keeping the requirements in one place. This becomes a philosophical question – is the content of Handbook 44 intended to be a guide to manufacturers, or is it intended as direction to field inspectors? This discussion was tabled for present.

Historically, CC’s have been written in terms of “version X and higher”. It is not our intention to change that “policy”, but it isn’t documented anywhere. Perhaps that should be addressed by the Software Sector. Jim Truex reviewed the administrative policy text, which includes the requirement to report changes to NTEP, based on whether they’re metrologically significant.

California indicated that their NTEP lab only puts the software version on the certificate if it’s not-built-for-purpose, but it seems that the other labs do so for all software-based devices.

If pushed, the Sectors agreed that a simple defining statement to qualify the class of devices that are to be included would be forwarded to the interested parties:

Software Based Device – Any device with metrologically significant software.

The Software Sector decided that we’d leave the previously withdrawn recommendation as-is, in the hopes that the other changes to G-S.1 will be adopted and then this can be revisited. Several Measuring Sector members and all the labs indicated their support for the language as written.

Regarding field inspection and locating the required information: The list of acceptable menu text and symbols in Appendix A are intended to assist the labs in finding the certification number. The sector noticed no action by the sectors had been taken when this list was circulated for comment. We would like to remind them that we would like to have it reviewed. We feel that this belongs in, for example, the Weighing Device Pub. 14, page DES-22, Section 3; the Belt – Conveyor Scales, page BCS-10, Section 8.7; the Measuring Devices, page LMD-21, Section 1.6; the Grain Moisture Meter, page GMM-14, Section 1 (G.S.1); and Near Infrared Grain Analyzers, page NIR-8, Section 1 (G.S.1).

Tina Butcher mentioned that the Weighing Sector has a Weighing Checklist that has a similar set of approved symbols, so the examples shown in Appendix A would be in line with their current practice.

Discussion:

Since the recommended new G-S.1 language was voted on and adopted in 2016, we can now move forward on this item and consider adding to *NCWM Publication 14* the specifics that we have been discussing related to presenting the software identification.

Darrell Flocken asked whether it’s a specification or information. That would determine whether it should belong in HB44 or only in Pub. 14. One possibility is below:

(3) The version or revision identifier shall be directly and inseparably linked to the software itself.

Note: The version or revision identifier may consist of more than one part, but at least one part shall be dedicated to the metrologically significant software.

[Nonretroactive as of January 1, 201X]

(Added 20XX)

Concern was expressed that this could cause confusion with field inspectors. Software separation isn't something that's intended to be useful in the field, it is intended to ease type approval and software maintenance release processing. - This would lend weight to the argument of keeping it in Pub. 14.

If the Sector desires to include this in Pub. 14, we would need to identify all the sections where this concept would need to be added. The Software Sector doesn't have the authority to add it to the other sectors' Pub. 14's. Darrell Flocken reported that a note regarding the concept of software separation has already been added to several of the various Pub. 14 sections .

It was also noted that the checklist being developed for the labs currently includes (1.4.3) the requirement that the software version or revision be linked to the software itself.

Diane Lee relayed Cathy Brenner's comment that she believes that most grain analyzers are currently using a checksum, which would meet the requirement that the version/revision be linked to the software. The general consensus seemed to be that this type of requirement wouldn't be an imposition for grain analyzer manufacturers as it is already current practice to include a checksum.

As a side note, it was noted that there is precedence in the load cell code in HB44 of including requirements pertinent only at type evaluation. Darrell Flocken doesn't like this practice, but it is a possibility (for the requirement to make the software revision/version linked to the software itself).

Darrell Flocken found the wording added to Pub. 14 pertaining to the software version/revision marking requirement. The following wording has been added to the Weighing, Measuring, and Automatic Bulk Weighing sections of Marking Requirements (Section 3), but not the Grain Analyzer Sector's section because they hadn't had a meeting in 2015 (or the Near Infrared or MDMD).

3. Additional Marking Requirements- Not Built-for-Purpose Software-Based Devices

Identification of Certified Software:

Note: Manufacturers may choose to separate metrologically significant software from non-metrologically significant software. Separation would allow the revision of the non-metrological portion without the need for further evaluation. In addition, non-metrologically significant software may be updated on devices without breaking a seal, if so designed. Separation of software requires that all software modules (programs, subroutines, objects, etc.) that perform metrologically significant functions or that contain metrologically significant data domains form the metrologically significant software part of a measuring instrument (device or sub-assembly). If the separation of the software is not possible or needed, then the software is metrologically significant as a whole.

The manufacturer must describe and possibly demonstrate how the version or revision identifier is directly and inseparably linked to the metrologically significant software. Where the version revision identifier is comprised of more than one part, the manufacturer shall describe which portion represents the metrological significant software and which does not.

For the Weighing Sector, there is actually a holding spot in the checklist for this, due to the delay for implementation until 2022 for built-for-purpose. For now, it only pertains to not-built-for-purpose.

Darrell Flocken suggested that the text be rearranged a bit:

3. Additional Marking Requirements- Not Built-for-Purpose Software-Based Devices

Identification of Certified Software:

3.1. The manufacturer must describe and possibly demonstrate how the version or revision identifier is directly and inseparably linked to the metrologically significant software. Where the version revision identifier is comprised of more than one part, the manufacturer shall describe which portion represents the metrological significant software and which does not. Yes ___ No ___ N/A ___

Note: Manufacturers may choose to separate metrologically significant software from non-metrologically significant software. Separation would allow the revision of the non-metrological portion without the need for further evaluation. In addition, non-metrologically significant software may be updated on devices without breaking a seal, if so designed. Separation of software requires that all software modules (programs, subroutines, objects, etc.) that perform metrologically significant functions or that contain metrologically significant data domains form the metrologically significant software part of a measuring instrument (device or sub-assembly). If the separation of the software is not possible or needed, then the software is metrologically significant as a whole.

Jim Truex thinks that putting the requirement in the checklist in Pub. 14 could be linked to the marking requirement that was just adopted in 2016. Doug Bliss pointed out how permanence of markings is tested (via Pub. 14), but it isn't specifically spelled out in HB44.

Given that no grain analyzers are currently implemented as not-built-for-purpose devices, the requirement wouldn't affect them until 2022. Mr. Flocken will forward the proposed text to the other sectors (the Measuring Sector meets next week, but they have a full agenda already). Diane Lee will include this as part of the summary for Grain Analyzer's meeting, and ask for feedback and guidance as to where to put it. That means that it won't be adopted this year for the Grain Analyzer's section of Pub. 14.

The Chair proposed that we table Agenda Item 2 until 2021, and that we continue to pursue implementing the checklist in Pub. 14. Darrell Flocken suggested that the Software Sector recommend that the various sectors adopt this for their Pub. 14's. It would take a year or so, to make it through all the various sectors. A note could be added saying that a device can't be rejected if it doesn't meet this requirement in the checklist until 2022. It was agreed that we would table this item until the 2021 meeting, at which time we will propose the following (updated) wording for the 2022 Pub. 14:

3. Additional Marking Requirements- Software

Identification of Certified Software:

The manufacturer must describe and possibly demonstrate how the version or revision identifier is directly and inseparably linked to the metrologically significant software. Where the version revision identifier is comprised of more than one part, the manufacturer shall describe which portion represents the metrological significant software and which does not.

Note: Manufacturers may choose to separate metrologically significant software from non-metrologically significant software. Separation would allow the revision of the non-metrological portion without the need for further evaluation. In addition, non-metrologically significant software may be updated on devices without breaking a seal, if so designed. Separation of software requires that all software modules (programs, subroutines, objects, etc.) that perform metrologically significant functions or that contain metrologically significant data domains form the metrologically significant software part of a measuring instrument (device or sub-assembly). If the separation of the software is not possible or needed, then the software is metrologically significant as a whole.

3. Software Protection / Security

Source:

NTEP Software Sector

Background:

See the 2014 Software Sector Summary for additional background on this item.

The Sector continued to develop a proposed checklist for *NCWM Publication 14*. The numbering will still need to be added. This is based roughly on R 76 – 2 checklist and discussions beginning as early as the October 2007 NTEP Software Sector Meeting. The information requested by this checklist is currently voluntary, however, it is recommended that applicants comply with these requests or provide specific information as to why they may not be able to comply. Based on this information, the checklist may be amended to better fit with NTEP's need for information and the applicant's ability to comply.

The California, Maryland and Ohio laboratories agreed to use this check list on one of the next devices they have in the lab and report back to the sector on what the problems may be. In February 2011, the North Carolina laboratory was also given a copy of the check list to try.

The labs using this checklist on a trial basis indicated that there was some confusion as to versions/wording. There may be more than one version in circulation. The version shown in this Summary shall be used henceforth.

During the discussion, Ed Payne (NTEP lab, MD) said that his impression is that this is at least making some of the manufacturers think about security, which they hadn't necessarily done in the past.

It was indicated that some more or better examples may be helpful to manufacturers, and that more guidance is needed. Clearer instructions could be part of the checklist, or it could be a separate document. The Sector would like additional feedback specifically regarding what portions of it are causing confusion.

Due to proprietary issues, the labs can't simply give us direct feedback from the companies they interact with. Darrell Flocken volunteered to obtain information from the labs, aggregate it, and remove any potential proprietary information issues.

The checklist as updated during the 2014 meeting:

1. Devices with Software

- 1.1. Declaration of the manufacturer that the software is used in a fixed hardware and software environment. **The manufacturer should indicate whether it's solely software or includes hardware in the system. Can the software be changed after the system has been shipped without breaking a seal? AND** Yes No N/A

- 1.2. Cannot be modified or uploaded by any means after securing/verification. **With the seal intact, can you change the software?** Yes No N/A

Note: It is acceptable to break the "seal" and load new software, audit trail is also a sufficient seal.

- 1.3. The software documentation contains:
 - 1.3.1. Description of all functions, designating those that are considered metrologically significant. Yes No N/A
 - 1.3.2. Description of the securing means (evidence of an intervention). Yes No N/A
 - 1.3.3. Software Identification, including version/revision. **It may also include things like name, part number, CRC, etc.** Yes No N/A
 - 1.3.4. Description how to check the actual software identification. Yes No N/A

- 1.4. The software identification is:
- 1.4.1. Clearly assigned to the metrologically significant software and functions. Yes No N/A
 - 1.4.2. Provided by the device as documented. Yes No N/A
 - 1.4.3. Directly linked to the software itself. **This means that you can't easily change the software without changing the software identifier. For example, the version identifier can't be in a text file that's easily editable, or in a variable that the user can edit.** Yes No N/A

2. Programmable or Loadable Metrologically Significant Software

- 2.1. The metrologically significant software is:
- 2.1.1. Documented with all relevant (see below for list of documents) information. *The list of docs referred to exists in agenda item 5.* Yes No N/A
 - 2.1.2. Protected against accidental or intentional changes. Yes No N/A
- 2.2. Evidence of intervention (such as, changes, uploads, circumvention) is available until the next verification / inspection (e.g., physical seal, Checksum, Cyclical Redundancy Check (CRC), audit trail, etc. means of security). Yes No N/A

3. Software with no access to the operating system and/or programs possible for the user. This section and section 4 are intended to be mutually exclusive. Complete this section only if you replied Yes to 1.1.

- 3.3. Check whether there is a complete set of commands (e.g., function keys or commands via external interfaces) supplied and accompanied by short descriptions. Yes No N/A
- 3.4. Check whether the manufacturer has submitted a written declaration of the completeness of the set of commands. Yes No N/A

4. Operating System and / or Program(s) Accessible for the User. Complete this section only if you replied No to 1.1.

- 4.5. Check whether a checksum or equivalent signature is generated over the machine code of the metrologically significant software (program module(s) subject to legal control Weights and Measures jurisdiction and type-specific parameters). **This is a declaration or explanation by the manufacturer.** Yes No N/A
- 4.6. Check whether the metrologically significant software will detect and act upon any unauthorized alteration of the metrologically significant software using simple software tools (e.g., text editor). **This is a declaration or explanation by the manufacturer.** Yes No N/A

5. Software Interface(s)

- 5.7. Verify the manufacturer has documented:
- 5.7.1. **If software separation is employed,** the program modules of the metrologically significant software are defined and separated. Yes No N/A
 - 5.7.2. **For software that can access the operating system or if the program is accessible to the user,** the protective software interface itself is part of the metrologically significant software. Yes No N/A

- 5.7.3. The functions of the metrologically significant software that can be accessed ~~via the protective software interface.~~ Yes No N/A
- 5.7.4. The metrologically significant parameters that may be exchanged ~~via the protective software interface~~ are defined. Yes No N/A
- 5.7.5. The description of the functions and parameters are conclusive and complete. Yes No N/A
- 5.7.6. There are software interface instructions for the third party (external) application programmer. Yes No N/A

The Sector discussed examples, such as the upgrade of application programs and how these changes would affect audit trails and version numbers. It should be clear that if the upgraded software doesn't affect anything metrologically significant, then it's irrelevant for the purposes of this checklist. On the other hand, if it does affect metrologically significant functions or parameters, it should be tracked and/or identified somehow.

Some of the labs have used the checklists, but they don't have easy access for the data to share. Not all of the labs have tried to use the checklist yet. In general, when the software programmers themselves are approached with the checklist, it's useful, but that's heavily dependent on who is interacting with the labs.

Jim Pettinato reiterated the Software Sector's request that the labs continue (or begin) to ask manufacturers whether they're willing to participate in the use of this checklist (on a voluntary basis), and to send their feedback to Darrell Flocken. Teri Gulke will clean up the checklist and put it in a separate document that can be posted on the NCWM website under the Software Sector's documents.

The contents of the checklist should tie back to requirements in Pub. 14. We originally crafted our checklist from the contents of D-31, so we went back to it to see if we could use it as a starting point for writing our own requirements for Pub. 14.

Though they need to be reworded, of course, the most useful portion of D-31 for our current purposes are probably sections 5.1.1., 5.1.3.2.a., 5.1.3.2.d, and 5.2.6.1. which state, respectively:

5.1.1 Software identification

Legally relevant software of a measuring instrument / electronic device / sub-assembly shall be clearly identified with the software version or another token. The identification may consist of more than one part but at least one part shall be dedicated to the legal purpose. The identification shall be inextricably linked to the software itself and shall be presented or printed on command or displayed during operation or at start up for a measuring instrument that can be turned off and on again. If a sub-assembly/an electronic device has neither display nor printer, the identification shall be sent via a communication interface in order to be displayed/printed on another sub-assembly/electronic device.

5.1.3.2.a The legally relevant software shall be secured against unauthorized modification, loading, or changes by swapping the memory device. In addition to mechanical sealing, technical means may be necessary to secure measuring instruments having an operating system or an option to load software.

5.1.3.2.d Software protection comprises appropriate sealing by mechanical, electronic and/or cryptographic means, making an unauthorized intervention impossible or evident.

5.2.6.1 Only versions of legally relevant software that conform to the approved type are allowed for use (see 5.2.5). Applicability of the following requirements depends on the kind of instrument and is to be worked out in the relevant OIML Recommendation. It may differ also depending on the kind of instrument under consideration.

The question was asked, do these new requirements need to go into a new appendix specific to software in Pub. 14? Do we need to document new requirements at all if the checklist is put into Pub. 14? It could be considered that the checklist itself constitutes the new requirements. Darrell Flocken and Jim Truex supported that interpretation.

2015 NTEP Software Sector Meeting Agenda

At the 2016 meeting, we learned that the Grain Analyzer Sector's labs have not had the opportunity to try using the checklist because they didn't meet in 2015. Tom Buck from Ohio reported that they've been giving the checklist to manufacturers but haven't been getting them back. Darrell Flocken has two examples, one for built-for-purpose and one for a not-built-for-purpose device. Jason Jordan from GIPSA said that they'd try it out. Doug Bliss and Jim Pettinato have volunteered to answer any questions that might arise as the labs attempt to use the checklist.

The Sector asked that the revised checklist continue to be used by the labs.

Discussion:

As we meet with each Sector jointly, we can get an updated report on the trial and decide if we're ready to recommend it for Pub. 14. We can also look at the language from D-31 in more detail in an effort to craft guidance in line with NCWM/NTEP philosophy.

4. NTEP Application for Software and Software-based Devices

Source:

NTEP Software Sector

Background:

The purpose of initiating this item was to identify issues, requirements and processes for type approving Type U device applications. It was suggested that it may be useful to the labs to devise a separate submission form for software for Type U devices. What gets submitted? What requirements and mechanisms for submission should be available? Validation in the laboratories - all required subsystems shall be included to be able to simulate the system as installed.

Mr. Roach, California Division of Measurement Standards, stated that if the software package being evaluated supports platforms/subsystems from multiple manufacturers, testing should be done using at least two platforms/subsystems. Scale laboratories and scale manufacturers indicated that this is not usually done for scale evaluations.

Since the NTEP Committee passed the related item at NCWM Annual Meeting we will continue to work on this. Mr. Truex, NTEP Administrator, indicated that we can move in this direction, but felt that it was somewhat premature to develop this thoroughly now. At the point where the sector has developed checklist requirements, then we could move to perhaps add a subsection to current NTEP applications for applicable software. Refer to D-31.6.1. It was also agreed that there seems to be no reason for limiting the scope of this item to software-only applications, and hence all software/software-based devices could benefit from an enhanced application process. Hence the description of this agenda item was modified as shown in the marked-up heading.

Comments given at the meeting indicate that current practice does not require anything different for software / software based devices compared to any other type approval. It was also noted that for international applications, OIML D-31.6.5 states, "The approval applicant is responsible for the provision of all the required equipment and components." This would likely also be the policy of NTEP.

Since the checklist is still being tried out by some of the laboratories, the sector is not quite ready to develop this fully. Some documentation that eventually might be required by applicants could include (from WELMEC doc. 7-2 Issue 4): This is the list of documents referred to in the checklist.

- A description of the software functions that are metrologically significant, meaning of the data, etc., e.g. an architecture diagram or flowchart.
- The software identification (version, revision, etc.) and how to view it.
- An overview of the security aspects of the operating system, e.g. protection, user accounts, privileges, etc.

Darrell Flocken and Jim Truex reviewed existing documentation required for obtaining certification in Pub. 14, administrative policy, and the application, to see what is already required. Administrative policy 9.1.7 was where this was found:

- Engineering specification
- Operating descriptions that characterize the type

NTEP evaluators already have the authority to request whatever documentation they need. We can provide them with a list of documents that we think would assist the evaluator in his job and also give the manufacturer a good idea of what they should be capable of providing.

Darrell Flocken suggested that this list could be added to administrative policy 9.1.7 in Pub. 14. Jim Truex suggested it could also be added to the application.

If we combine the two lists, it might appear as something like this:

- A description of the software functions that are metrologically significant, meaning of the data, etc., e.g. an architecture diagram or flowchart.
- A description of the user interface, communication interface, menus, and dialogs.

2015 NTEP Software Sector Meeting Agenda

- The software identification (version, revision, etc.) and how to view it.
- An overview of the system hardware, e.g. topology block diagram, type of computer(s), type of network, etc, if not described in the operating manual.
- An overview of the security aspects of the operating system, e.g. protection, user accounts, privileges, etc.
- The operating manual.
- Engineering specification.
- Operating descriptions that characterize the type.

A statement could be made along the lines of, “If not included in the operating manual, provide the following, as applicable.”

After the last sentence in 9.1.7, this could be added:

As part of the type evaluation submission, the following information should be provided for software-based devices:

- **A description of the software functions that are metrologically significant, meaning of the data, etc., e.g. an architecture diagram or flowchart.**
- **The software identification (version, revision, etc.) , how to view it, and how it is tied to the software.**
- **An overview of the security aspects of the operating system, e.g. protection, user accounts, privileges, etc.**

These documentation requirements will be considered as input for requirements that will eventually appear in *NCWM Publication 14* and the application paperwork. Further work by the sector to develop the *NCWM Publication 14* requirements is needed, after more input from the labs is gathered. The Sector recommends including the above bulleted list as an introduction to the checklist as part of our recommendation to include the checklist from agenda item 3 in Pub. 14. As a description of the accuracy of the measuring algorithms, simply declaring the type and class being aimed for may be sufficient. This list should reflect the needs of the labs for an evaluation. The bulleted list and the paragraph before it should be brought to the labs for an initial review and their input.

There may be concerns with disclosure of proprietary information. Jim Truex says that the labs already protect other proprietary information. If the information provided is sufficiently high level, even theft of the data shouldn't cause too much of a concern.

ation to require this information.

While working on writing requirements for Pub. 14 from the checklist we've designed, we considered altering the second bullet point in our proposal for 9.17, so that it will require a description of how the software version or revision identifier is tied to the software itself.

At the 2016 meeting, it seemed that the goal of this agenda item has somewhat shifted back to the original purpose, which is how do we communicate to applicants the expectations related to software based devices? Diane Lee suggested we review the OIML requirements for documentation. The comment was made from the floor that OIML may go further than we are currently prepared to recommend. Jason Jordan expressed his opinion that moving forward with this item will be helpful for the labs. Darrell Flocken and Jim Truex think this should be added to the Application section. If limited to that section, it shouldn't require approval from any of the other Sectors. Doug Bliss suggested that it might be easier to provide examples that do not meet acceptable standards.

As we began discussing the training of field inspectors, Darrell Flocken asked that we also provide further training for lab inspectors. There's an annual lab meeting typically around April, in 2017 it will be in Annapolis, MD.

Discussion:

The Software Sector's recommendation is to add the requirements to the Application section. The Software Sector agreed to provide support for any desired training of lab personnel at the April meeting.

5. Training of Field Inspectors

Source:

NTEP Software Sector

Background:

During discussions at the 2009 NTEP Software Sector Meeting, the sector concluded that a new agenda item should be initiated specific to the training of field inspectors in relation to evaluating/validating software-based devices.

California has an Examination Procedure Outline (EPO) that begins to address this. Use *California Handbook 112* as a pattern template for how it could read.

Items to be addressed:

- Certificate of Conformance
- Terminology (as related to software) beyond what is in *NIST Handbook 44*.
- Reference materials / information sources

System Verification Tests

NOTE: Item numbers 1 through 5 apply to both weighing and measuring devices. Numbers 6 and 7 are specific to weighing devices; while numbers 9 and 10 apply to measuring devices.

1. Identification. The identification (ID) tag may be on the back room computer server and could be viewed on an identification screen on the computer monitor. The ID information may be displayed on a menu or identification screen. Though currently discouraged, some systems may be designed so the system must be shut down and reset to view the ID information. G-S.1 (1.10)
 - 1.1. Manufacturer.
 - 1.2. Model designation.
2. Provisions for sealing. G-S.8 [1.10]; S.1.11 [2.20]; S.2.2 [3.30]
 - 2.1. Verify sealing category of device (refer to Certificate of Approval for that system).
 - 2.2. Verify compliance with certificate.
3. Units of measure.
 - 3.1. A computer and printer interfaced to a digital indicator shall print all metrological values, intended to be the same, identically. G-S.5.2.2(a); G-S.5.1 [1.10]
 - 3.2. The unit of measure, such as lb, kg, oz, gal, qts, liters, or whatever is used, must agree.
4. Operational controls, indications and features (buttons and switches). Verify that application criteria and performance criteria are met (refer to Certificate of Approval).
 - 4.1. Any indication, operation, function or condition must not be represented in a manner that interferes with the interpretation of the indicated or printed values.
5. Indications and displays.
 - 5.1. Attempt to print a ticket. The recorded information must be accurate or the software must not process and print a ticket with erroneous data interpreted as a measured amount.

Weighing Devices

6. Motion detection.
 - 6.1. For railway track, livestock, and vehicle scales apply or remove a test load of at least 15d while simultaneously operating a print button, push-button tare or push-button zero. A good way to do this is to try to print a ticket while pulling the weight truck or another vehicle onto the scale. Recorded values shall not differ from the static display by more than 3d. Perform the test at 10%, 50% and 100% of the maximum applied test load. S.2.5.1(a) [2.20]; EPO NO. 2-3, 2.4
 - 6.2. For all other scales, apply or remove at least 5d. Printed weight values must agree with the static weight within 1d and must exactly agree with other indications. S.2.5.4(b) [2.20]; EPO NO. 2-3, 2.4
7. Behind zero indication.
 - 7.1 Apply a load in excess of the automatic zero setting mechanism (AZSM) and zero the scale. S.2.1.3 [2.20]; EPO NO. 2-3, 2.4, 2.5.2

Example: On a vehicle scale have someone stand on the scale, then zero them off (AZSM is 3d). Remove the weight (person) and note the behind zero display (usually a minus weight value) or error condition.

- 7.2. Attempt to print a ticket. With a behind zero condition, (manually or mechanically operated) a negative number must not be printed as a positive value.
8. Over capacity.
 - 8.1. Manually enter a gross weight if permissible or apply a test load in excess of 105% of the scale's capacity. S.1.7 [2.20]; S.1.12, UR.3.9 [2.20]
 - 8.2. Attempt to print a weight ticket. A system must not print a ticket if the manually entered weight or load exceeds 105% of the scale capacity.

Measuring Devices

9. Motion detection.
 - 9.1. Initiate flow through the measuring element. Attempt to print a ticket while the product is flowing through the measuring chamber. The device must not print while the indication is not stable. S.2.4.1. (3.30)
10. Over capacity.
 - 10.1. Attempt to print a ticket in excess of the indicated capacity. A system must not print a ticket if the device is manually or mechanically operated in excess of the indicated value.

NOTE: Be aware of error codes on the indicator which may be interrupted as measured values.

Mr. Jordan, California Division of Measurement Standards, is already doing something similar, and he may be able to assist. Mr. Roach, California Division of Measurement Standards, will talk to him to see whether they're available. In addition, Mr. Parks, California Division of Measurement Standards, is based in Sacramento and a potential resource. If the meeting is held in Sacramento next year, they may be able to attend.

Mr. Truex, NTEP Administrator, pointed out that the PDC would also be a valuable resource on this subject. Mr. Pettinato, Co-Chair, will contact them.

**NIST Handbook 112- Examination Procedure Outline for Commercial Weighing and Measuring Devices.*

The PDC is focused on training sessions at the moment, so it's unsure how much time they'd have to review this currently.

It was suggested by Jim Truex and Darrell Flocken we make it part of our report as an attachment or an appendix of the meeting minutes. Then we can send out an email notifying the Software Sector members as to where to find it.

Alternatively, we could forward the document to the PDC Committee, tell them it was our starting point, and ask them for their suggestions.

The Sector would like to continue exploring means by which it can be of assistance in training of field inspectors as software and electronic systems become more and more prevalent in their daily tasks.

It was also suggested we contact Ross Anderson, a paid consultant working with the PDC committee, to ask his opinion on how the Software Sector could best proceed to assist in the training of field inspectors. The Sector chair, Jim Pettinato, will act as primary point of contact for this communication.

For the Grain Analyzer Sector, Diane Lee thought it would take some time to put together some training material, as they do not currently have anything in place for software requirements.

Examples from completed checklists would be very helpful when putting together field inspector training. A lot of training videos have been recently generated. Doug Musick suggested that we recommend adding this to the agenda for the PDC Committee. Certification exams could be updated more easily, on a state-by-state level. It might be better to make software a separate exam.

Diane Lee suggested we look at developing a basic course for software, incorporating specific guidelines for specific device types.

Amanda Dubin was concerned about having the field inspectors know all the different existing software, which is a monumental task. Instead, the training should focus on how to find the pertinent CoC and look up information from it on the website. Ideally, down the road there could be some sort of database or software tool disseminated to field inspectors to assist in the look up of certificate numbers and the approved version number(s) for the software for a particular device, and even instructions on how to view/print the audit trail.

Jim Truex holds a meeting once a year for the lab evaluators. Darrell Flocken suggested that we also focus on training them on software. Diane Lee mentioned that NIST has been having manufacturers coming in to provide training on, for example, how to access the audit trail.

Discussion:

As mentioned in the previous agenda item, the lab meeting is expected to occur in the April timeframe next year and the Software Sector is willing to assist in providing such training.

Ambler Thompson will be reviewing the training courses to identify areas that will need to be updated to cover the new requirements that have been approved.

Jim Pettinato will contact Ross Anderson regarding the PDC Committee, offering the Software Sector's assistance in continuing to develop training pertaining to software.

6. Retrieval of Audit Log information

Source:

Adam Oldham, Gilbarco

Background/Discussion:

The current requirements for a Category III audit trail include printing of log on demand. However, many devices are approved standalone and can be connected to systems that are approved standalone. How could Category 3 audit trail mechanisms be approved in situations where multiple devices need to work together to attain it? How can a device maintain Category 2 and 3 approvals in this scenario? What alternatives to printing can be considered as potentially valid solutions? (files, laptop, flash drive, etc).

This was discussed during the Measuring Sector's meeting on 9/15. The wording suggested was not agreed upon. Adam Oldham would like to have the Software Sector's suggestions, so he can put together a proposal for next year.

The US has rather unique requirements for printing the Category 3 audit trail, which are quite unwieldy – both in terms of the actual printing process (and results), as well as the needed approvals (the example provided by Adam Oldham required an approval for each and every POS system that might be connected to their system). The most similar is from Mexico, but they require an electronic copy.

Darrell Flocken reported that there has been a little movement forward – alternative methods are now allowable, to some degree, but it's dependent on what the states are going to allow, and it still requires the ability to print it. The change will be in LMD Code S.2.2., not in Handbook 44 G-S.2.2.

We discussed the difficulty of requiring that the electronic data be printable on-site, given that some sites don't have any printers, and other sites may have printers attached to computers that are restricted in what can be used to attach to them.

In Mexico, Gilbarco relies upon laptops being present, supplied by the auditing company.

LMD Pub. 14 has a section in Appendix B Requirements for Metrological Audit Trails on the event logger, and that information doesn't seem to be in Handbook 44. In fact, it may even contradict what's in the LMD Pub. 14. In practice, what's in Pub. 14 tends to be more influential with evaluators.

Adam Oldham volunteered to work on the wording for a proposal to present at the 2016 Software Sector meeting for review, but was not in attendance at the meeting, so the item was tabled.

Discussion:

The chair has anecdotal evidence that other parties have also expressed interest in specifying alternate methods for distributing audit trail information aside from the current 'printing' requirements. This discussion should be continued at the 2017 meeting.

NEW ITEMS

7. Use of GPS Receivers and Mapping Software for Trade (e.g. fare determination)

Source: Software Sector

Background:

There were a few presentations at the Interim Meeting on this subject. The 2016 Annual Meeting archive (Denver 2016) includes a presentation from Lyft from that meeting.

Ambler Thompson has discussed this subject with European officials. One issue is traceability of the time stamp(s). You can also calculate velocity based upon the phase shift of the GPS signal, though it requires a high-end, survey-grade GPS receiver (\$50k each). Car companies can use these devices to obtain a great deal of data.

Uber and Lyft claim that they are not billing upon GPS data, but rather a pre-negotiated contract based upon distance, time, and type of vehicle. Doug Bliss has been told that the bill is based upon the starting GPS location from the driver's phone, the ending GPS location from the same phone, and a calculation of the shortest distance from Google Maps. If the driver's phone doesn't have a great GPS receiver, or if the reception is bad so it's relying upon cell towers, etc., that's a problem. We're also not sure just how accurate Google Map's route calculation is. Also, Google Maps is a disinterested third party whose database is being used for a purpose they didn't specifically authorize.

Doug Musick reported that the Uber contract is based upon a unit price, though they do provide an estimate to the customer.

Jim Truex pointed out that the Taxi Meter Code in HB44 is obviously addressed to the old-style taxi. What's in HB44 isn't really applicable to the new Uber and Lyft paradigm.

John Barton is leading a working group dealing with the Taxi Meter Code.

Andrei Brezoica from California, who is on the working group, reported that there is a draft for new code to address this. Options exist for open-ended contracts for the customer. Google Maps is helping with the apps, pertaining to absolute distances, that Uber and Lyft are using. Jim Pettinato asked that Andrei Brezoica send us a copy of the draft recommendation.

Diane Lee pointed out that there are several exemptions elsewhere in the code, which may be useful as examples when working on changes to the Taxi Meter Code.

Doug Musick suggested that there could be a requirement for the companies to post their unit price, per-mile and per-time. Apparently Uber does this, but Lyft does not.

Discussion:

The Software Sector will offer assistance to the working group dealing with the Taxi Meter code. Ambler Thompson will talk to John Barton.

8. Next Meeting

Background:

The sector is on a yearly schedule for NTEP Software Sector Meetings. Now that we've adopted a joint meeting system, the next Sector joint meeting will coincide with one of the remaining Sector meetings.











9. 2017 NCWM Interim and 2016 Annual Meeting Report

Attendees of last year's Annual Meeting and the Interim meeting from this January will be asked to update the group on any activity of interest to the Sector.

10. 2015 International Report

Dr. Ambler Thompson, NIST, Office of Weights and Measures (OWM), will provide a synopsis of international activity that relates to the work of the Sector.

Appendix A – Acceptable Menu Text/Icons for Weights Measures information

<i>Permitted Menu Text examples</i>	<i>Permitted Icon shape examples</i>	<i>Essential characteristics</i>
Information Info	  	<p>Top level menu text or icon</p> <ul style="list-style-type: none"> • Icon text is a lower case “i” with block serifs • Text color may be light or dark but must contrast with the background color • Icon may have a circular border • Activation of this menu text/icon may invoke a second level menu text/icon that recalls metrology information.
Help ?	 	<p>Top level menu text or icon</p> <ul style="list-style-type: none"> • Icon text is a question mark • Text color may be light or dark but must contrast with the background color • Icon may have a circular border • Activation of this menu text/icon may invoke a second level menu text/icon that recalls metrology information.
Metrology Metrological Information	 	<p>Top or second level menu text or icon</p> <ul style="list-style-type: none"> • Icon text is an upper case “M” • Text color may be light or dark but must contrast with the background color • Icon may have a circular, rectangular, or rounded rectangle border. • If present, the activation of this menu text/icon must recall at a minimum the NTEP CC number.
NTEP Data N.T.E.P. Certificate		<p>This one is debatable – what if the certificate is revoked? Does NTEP grant holders of CCs the right to display the logo on the device, or just in documentation?</p>
Weights & Measures Info	 	

Tina Butcher mentioned that the Weighing Sector has a Weighing Checklist that has a similar set of approved symbols, so the examples shown below would be in line with their current practice.